

SHIVALIK PUBLIC SCHOOL

PLANNER FOR THE MONTH OF MAY,2025

CLASS L.K.G.


Theme for the month of May: Healthy Eating and Table Etiquettes
Value: Focusing on eating healthy food and basic table manners.



ACTIVITIES

Table Manners Week

- Talk on Healthy Eating - May 05,2025
- Table Setting Activity - May 06,2025
- Table Mat Activity - May 07,2025
- Healthy Food Competition - May 08,2025
- Mother's day celebration - May 09,2025
(Card making Activity)



ENGLISH:-

- Let's Meet the Letter Ee Page No.34,35
- Picture Reading Chart Page No.11
- I Can Paste Letter Page No.36
- I Can Paste Pictures Page No.37
- Let's Meet the letter Aa Page No.38,39
- Let's Meet the Letter Nn Page No.40,41
- Let's Meet the Letter Mm Page No.42,43
- Let's Meet the Letter Vv Page No.44,45
- I Know more Letters Page No.48
- Time To Listen (The Ant and The Elephant)



READING:-

- Picture reading of pictures related to E,A,N,M,V

RHYMES:-


Parts of body

2 little hands go clap, clap ,clap
2 little feet go tap ,tap, tap .
2 little eyes open wide,
1 little head moves side to side.
1 little tongue to taste sour and sweet,
1 little mouth to eat a tasty treat!



Mr. Sun

This is Mr. Sun ,yellow and round
In the blue sky, he can be found!
He comes out in the day,
And at night hides away!
This is Mr. Sun ,yellow and round
In the blue sky, he can be found!



STORY:-

THE THIRSTY CROW

It was a hot summer day. I met a crow on the way. The thirsty crow flew up and down, but there was no water around. He flew here and there, looking for water everywhere. He found a pot with a little water, not a lot! He saw some pebbles and an idea he got! He put the pebbles one by one. The water coming up he saw. He drank the water and flew away with a caw,caw,caw!

MORAL: where there is a will there's a way.



MATHS:-

- I can paste (Complete the Pattern) Page no. 17
- Long and Short Page no. 18
- Tall and Short Page no. 19
- Let's meet the Number '2' Page no 32, 33
- Let's meet the Number '3' Page no 34, 35
- Let's meet the Number '4' Page no 36, 37
- Revise 1 to 4
- What comes after (1- 4)



EVS:

- My Body page no. 15
- Story- Little Bear page no. 16
- Good Habits Page no. 17
- My clothes page no. 18
- Let's learn to greet page no. 19
- Let's play page no. 20
- Safety first page no. 21
- My school page no. 22
- My class page no.23
- We can Play at school page no. 88,89
- Meet the colour red page no. 31



Question Answer

Q1.What do you do with your hands?

Ans: I work with my hands.

Q2. What do you do with your feet?

Ans: I walk with my feet.

Q3. What do you do with your mouth?


Ans: I eat with my mouth.

Q4. What is the name of your school?

Ans. The name of my school is Shivalik Public School.

ART :-

- Sporty Elephant (Colouring Activity) page no.8
- What is it? (Colouring Activity) page no.9
- Alphabet Drawing A and B
(Drawing and Colouring Activity) page no.10
- Drawing : The Sun



CRAFT:-

- Creasing (Paper Folding-Diagonally)

