

SHIVALIK PUBLIC SCHOOL
ENGLISH WORKSHEET -3
CLASS –I
GRAMMAR (UNIT 2 AND 3)


Q1. Write the naming words in the correct column.

Rita .	table .	Delhi .	car .	lion
book .	Somya .	pencil .	school .	rat
cat .	garden .	boy .	peacock .	teacher

person	place	animal	thing

Q2. Identify the picture and write whether it is a person ,place , animal or a thing .

a.



: _____

b.




: _____

c.



: _____

d.



: _____

Q3. Write the singular form of the given naming words.


- a. benches : _____
- b. plates : _____
- c. foxes : _____
- d. tomatoes : _____
- e. baskets : _____

Q4. Circle the correct plural form.



- a. chair : (chaires . chairs)
- b. peach : (peaches . peachs)
- c. bunch : (bunchs . bunches)
- d. clock : (clocks . clockes)
- e. balloon : (balloones . balloons)

Q5. Underline the singular naming words and circle the plural naming words.

- a. The boys are playing in the garden.
- b. There are five chairs in this room.
- c. The books are on the table.
- d. Rahul ate five bananas in the evening.
- e. The garden has many flowers.
- f. The teacher gave us pencils.
- g. My friend has many toys.



shutterstock.com - 2263240865



SHIVALIK PUBLIC SCHOOL
ENGLISH WORKSHEET -3
CLASS –I (ANSWER KEY)
GRAMMAR (UNIT 2 AND 3)


Q1. Write the naming words in the correct column.

Rita .	table .	Delhi .	car .	lion
book .	Somya .	pencil .	school .	rat
cat .	garden .	boy .	peacock .	teacher

person	place	animal	thing
Rita	Delhi	Cat	Book
Somya	garden	Rat	Table
boy	school	Peacock	Pencil
teacher		Lion	Car

Q2. Identify the picture and write whether it is a person ,place , animal or a thing .

a.



: **animal**

b.




: **thing**

c.



: **person**

d.



: **place**

Q3. Write the singular form of the given naming words.


- a. benches : **bench**
- b. plates : **plate**
- c. foxes : **fox**
- d. tomatoes : **tomato**
- e. baskets : **basket**

Q4. Circle the correct plural form.

- a. chair : (chaires . **chairs**)
- b. peach : (**peaches** . peachs)
- c. bunch : (bunchs . bunches)**
- d. clock : (**clocks** . clockes)
- e. balloon : (balloones . **balloons**)

Q5. Underline the singular naming words and circle the plural naming words.

- f. The boys are playing in the garden.
- g. There are five chairs in this room.
- h. The books are on the table.
- i. Rahul ate five bananas in the evening.
- j. The garden has many flowers.
- k. The teacher gave us pencils.
- l. My friend has many toys.



shutterstock.com - 2263240865



ENGLISH WORKSHEET
READING COMPREHENSION

CLASS-1

Mama and Papa Sparrow were making the nest. They found a safe place. The little nest was soon ready; it was soft and warm. Mama Sparrow laid three small eggs. One day the eggs broke open. Three little heads popped out. Papa Sparrow brought food for them. Grandmother and grandfather and uncle Sparrow cousins and friends all came to meet the baby sparrows. The baby sparrows grew bigger and bigger. One day, the baby sparrows hopped out of the nest. They flew up into the big blue sky.

Q1. Answer the following questions:-

1. Who made the nest for the baby sparrows?

Q2. Tick the Correct Answer:-

1. What did Mama Sparrow lay in the nest?

- a) Three small stones
- b) Three small eggs
- c) Three small toys

Q3. Fill in the Blanks:-

- 1. The nest made by Mama and Papa Sparrow was _____ and warm.
- 2. The baby sparrows _____ bigger and bigger.

Q4. True or False:-

- 1. Mama Sparrow laid four eggs in the nest. _____
- 2. Papa Sparrow brought food for the baby sparrows. _____

Q5. Circle the Correct Spelling:

- 1. (a) Sparow. (b) Sparoow. (c) Sparrow



ANSWER KEY

1. **Answer: *Mama and papa Sparrow***

Tick the Correct Answer:

1. Answer: **b) *three little eggs***

2. Answer: **a) *Into the big blue sky***

Fill in the Blanks:

1. Answer: **s o f t**

2. Answer: **g r e w**

True or False:

1. Answer: **f a l s e**

2. Answer: **t r u e**

Circle the Correct Spelling:

Answer: **(c) *sparrow***

SHIVALIK PUBLIC SCHOOL
HINDI WORKSHEET - 1
CLASS – I
UNIT -2 & 3

READING COMPREHENSION

राजा बाज़ार गया। मन किताब पढ़ आकाश पालक बना। राधा घड़ा ला सिया बाज़ार जा। शलगम तथा गाजर ला रिया आम का अचार बना। शिकार मत कर। रिमझिम जल बरसा। झगड़ा मत कर। तकिया मत गिरा। गधा किधर गया।

प्र 1. खाली स्थान भरो।

1. रिया ----- का अचार बना।

2. ----- बाज़ार जा।

प्र 2. चित्र पहचानो।



प्र 3. सही मात्रा लगाओ।

1. _शकार = -----

2. बाज़_र = -----

GRAMMAR

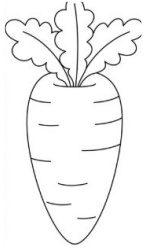
प्र. विपरीत शब्द लिखो


1. कल - _____ 3. दिन _____

2. इधर- _____ 4. आना _____

VOCABULARY


























SHIVALIK PUBLIC SCHOOL
HINDI WORKSHEET - 1
CLASS – I
UNIT -2 & 3

READING COMPREHENSION

राजा बाज़ार गया। रमन किताब पढ़ा। आकाश पालक बना। राधा घड़ा ला। सिया बाज़ार जा। शलगम तथा गाजर ला। रिया आम का अचार बना। शिकार मत कर। रिमझिम जल बरसा। झगड़ा मत कर। तकिया मत गिरा। गधा किधर गया।

प्र 1. खाली स्थान भरो।

1. रिया **आम** का अचार बना।

2. **सिया** बाज़ार जा।

प्र 2. चित्र पहचानो।



पालक



किताब

प्र 3. सही मात्रा लगाओ।

1. _शकार = **शि**कार

2. बाज़_र = बाज**।**र

GRAMMAR

प्र. विपरीत शब्द लिखो

1. कल - आज

3. दिन रात

2. इधर- उधर

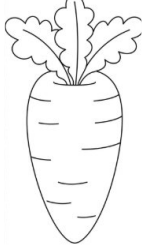
4. आना जाना

VOCABULARY


किताब



चिड़िया



गाजर




तकिया



आम



खटिया




हिरण



पिन




सितार



टमाटर




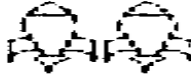


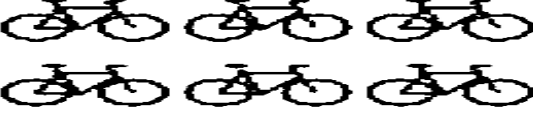



विमान




अनार

Shivalik Public School
Class-1
Maths Worksheet -3







Q1.Circle (○) the group with more objects:-

a)		
b)		
c)		
d)		

Q2. Colour six stars in the given picture:-




Q3.Count the objects and circle the correct number- :

	2	4	3
	6	8	9
	4	1	3
	6	7	8
	4	2	1
	7	5	3

ANSWER KEY

- Q1. a) first group
b) second group
c) first group
d) first group

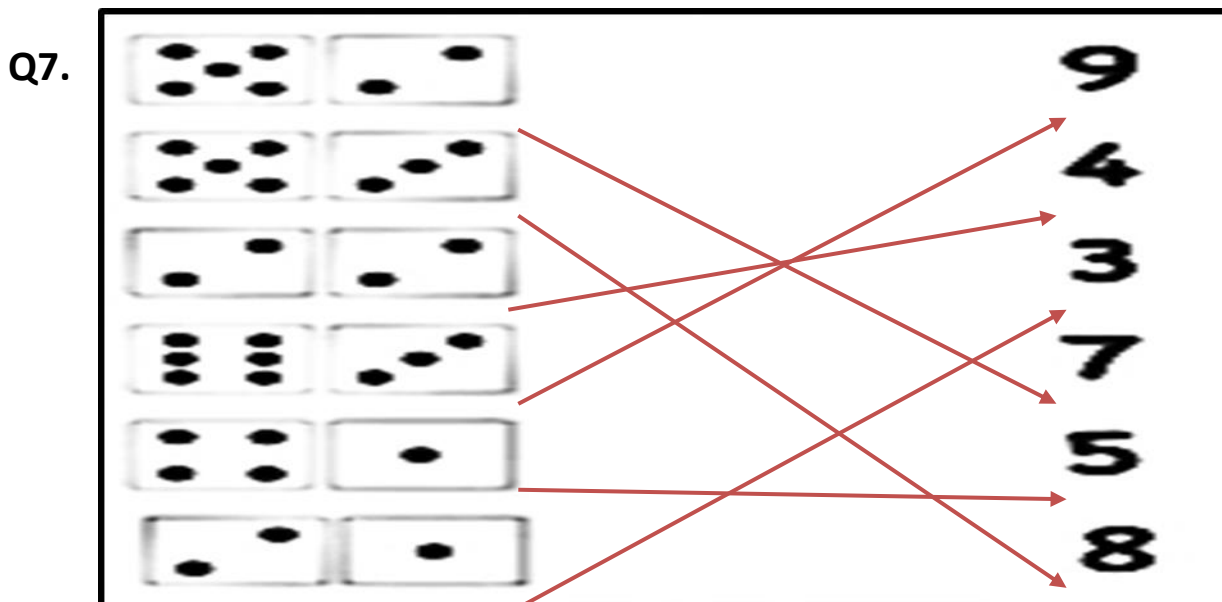


- Q3. a) 4 apples
b) 6 pizzas
c) 3 strawberries
d) 8 triangles
e) 2 guitars
f) 5 jars

Q4. Circle 5 lichies and 2 apples

Q5. a) 8 b) 17 c) 20

Q6. a) 2 b) 16 c) 9



Q8 a) 2 , 4, 7, 9 b) 1, 3, 5, 8

Q9. a) 10 , 8, 6, 3 b) 9 , 7, 5 , 2

DATE - _____

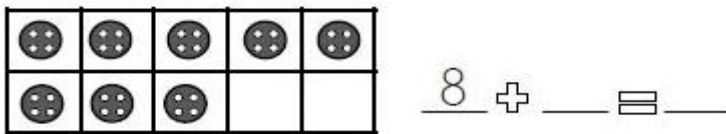
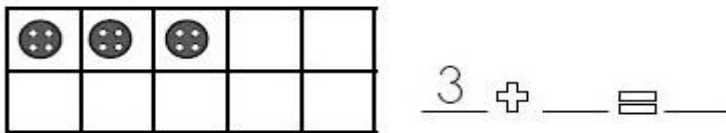
ROLLNO. _____

SHIVALIK PUBLIC SCHOOL
WORKSHEET-4
CLASS – I
SUBJECT – MATHS

Q1. Count the number of birds in the cage.

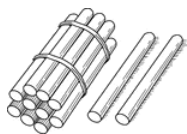


Q2. Draw buttons to make a ten frame of buttons.



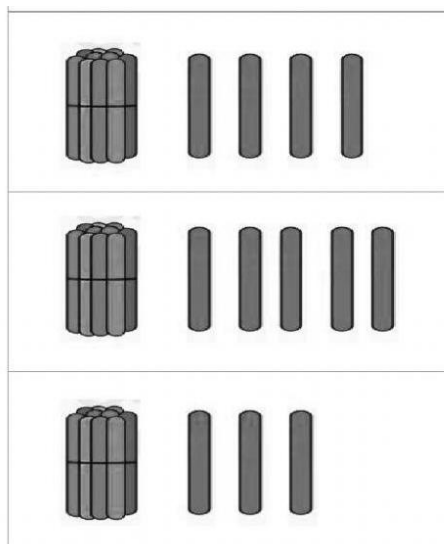
Q3. Count and write the answer in number and words .

(note-1 bundle = 10 sticks)






Q4. Count and match. (note-1 bundle = 10 sticks)



Q5. Circle the biggest number and cross the smallest number.






Q6. Write the number from the biggest to the smallest .

- 18 13 20 9

Ans:- _____


Q7. Which two groups together have 6 flowers? Encircle them.




Q8. Write number name .

- 13 _____
- 12 _____
- 17 _____
- 19 _____
- 20 _____

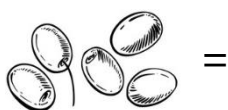
Q9. Make a group of ten and write the number.



Q10. Count and write



and



=