

SHIVALIK PUBLIC SCHOOL
Sector 78, S.A.S. NAGAR
SUMMER HOLIDAY HOMEWORK
Session: 2022 – 2023
CLASS – III

Important guidelines

- All the homework to be submitted by July 4, 2022.
- Revise the work done in notebooks and books of all the subjects.
- Make projects with the help of your parents. You may consult your books, magazines or internet.
- Do the given worksheets of Maths neatly in your Maths notebook.
- Prepare a list of what you need to do on a daily basis and make your own Time Table for Summer Break on an A4 sheet.

LISTENING

Watch any two or three of the following English movies.


1. Harry potter and the Philosopher's Stone
2. Charlie and the Chocolate Factory
3. Frozen
4. The Pine tree
5. Hansel and Gretel
6. Beauty and the Beast
7. Cars
8. Aladdin
9. Red riding hood
10. Cinderella

Write the name of your favourite movie and write four sentences about any of your favourite character. Also mention why do like that character? Do it on an A4 sheet.

READING

* Read the newspaper daily for increasing vocabulary. Find two new words daily along with their meanings and write them in your personal diary. (Collect at least 20 new words.)

*Read bed time stories in both Hindi and English. Read any two English and two Hindi story books. Make a list of moral values you learnt from the stories and write them in your personal diary. You can refer to the following books.



PROJECTS

ENGLISH

CREATE A VISUAL FAMILY TREE

Gather up the close up photos of your family members. Design a family tree and paste the photos of your family members. Take help of your parents while doing the placement of photos. Include your photo so that you can see who looks like you and how each of you fit into the

greater family. **A sample is given for reference.**

Note: Do it on half chart paper.



हिंदी

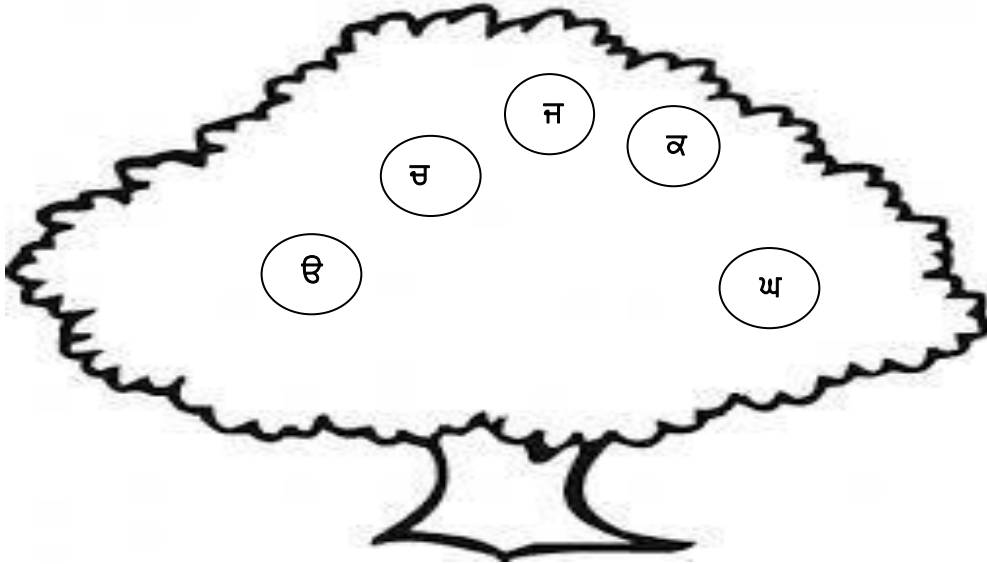
परियोजना कार्य

1. मान लीजिए आपको अपने भाई या बहन के जन्मदिन का उपहार लेने के लिए 100 रुपए दिए गए | आप कौन-से दो उपहार खरीदोगे ? नाम लिखिए | उसके लिए एक सुंदर-सा कार्ड बनाकर हिंदी में 2-3 वाक्य लिखिए।
2. सेहत अमूल्य धन है-आप सेहतमंद रहने के लिए किन-किन बातों का ध्यान रखोगे ? 6- 7 पंक्तियों में उत्तर दीजिए।
3. निम्नलिखित वाक्यों का एक-एक पृष्ठ सुंदर लिखाई में लिखिए -
 - सदा सच बोलिए |
 - बड़ों का आदर करिए
 - दूसरों की सहायता कीजिए |
 - अपने आस-पास सफ़ाई रखिए |
 - अपना काम खुद करें |
 - मेहनत करो ,आगे बढ़ो |

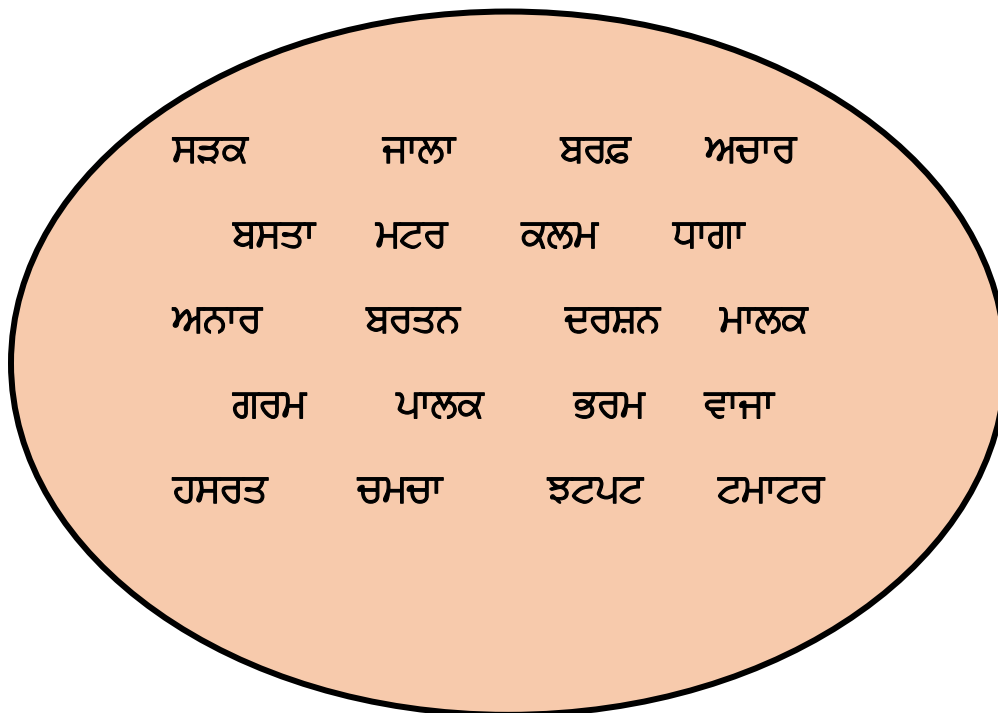
PUNJABI

ਪ੍ਰਸ਼ਨ ੧. 'ਓ ਤੋਂ ਣ' ਤੱਕ ਪੰਜਾਬੀ ਵਰਨਮਾਲਾ ਦਾ ਰੁੱਖ Half chart ਤੇ ਬਣਾਓ।

A sample is given for reference.



ਪ੍ਰਸ਼ਨ ੨. ਹੇਠ ਲਿਖੇ ਸ਼ਬਦਾਂ ਵਿੱਚੋਂ ਮੁਕਤਾ ਅਤੇ ਕੰਨਾ ਮਾਤਰਾ ਦੇ ਸ਼ਬਦ ਚੁਣ ਕੇ ਕਾਪੀ ਵਿੱਚ ਲਿਖੋ।



Mathematics

Learning Maths with Abacus

Using Abacus is a great way of teaching mathematical concepts. However, it may get a little tricky but it's fun to learn.

- Abacus is a great tool to introduce the concept of ones, tens and hundreds and thousands and so on.
- After making Abacus tool, students can play game with parents or siblings by showing numbers on Abacus.
- It is a great way to understand numbers and place values, so let's make our own Abacus.

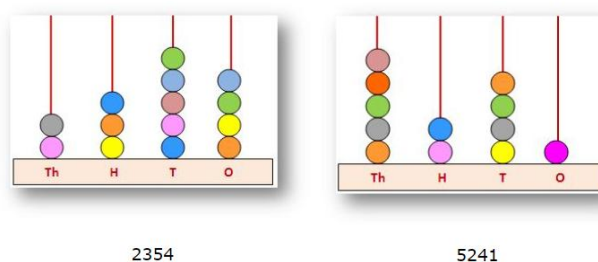
Requirements to make Abacus:

Thermocol, sticks , beads ,marker, sheet

Steps to be followed:

1. Cut the thermocol board into a small rectangular board, with the length of about eight inches and breadth of about five inches.
2. Place the thermocol piece upright such that the longer side faces you.
3. Now, gently push one end of one of the stick into the above mentioned thermocol taking care not to break the thermocol.
4. Slip the beads according to place value of the number of the same color through the sticks.
5. Your abacus is ready.

For example :



Computer

**Make a colourful collage on Parts of computer and label them.
(Do it on half chart paper)**

ENVIRONMENTAL SCIENCE

VISIT - Visit to a place (**Historical Place/A Zoo/Rock Garden/Rose Garden/Bird Sanctuary**) with your parents. Make a report by writing any five features you observed about that particular place. **You can paste photographs of** (birds/animals/monuments/family time) to make your project more colourful and attractive. Do it on half chart paper.

PLANT A SAPLING

A couple of potted plants makes any space come alive. Potted plants can clean up the air around you and provide healthy environment. In order to celebrate World Environment Day and Food Safety Day to be held on 5 June and 7 June respectively, Choose a herbal plant (**Tulsi/Mint/Basil/Lemon grass etc.**) according to the light conditions you have available.

Choose a small beautiful pot and plant the sapling in it under the guidance of your parents. Do it on the first day of your summer break.

Water it daily and observe its growth during the month. Discuss the **food value** of that particular plant with your parents. Bring the plant to school after summer break.

SOCIAL ACTIVITY

**VISIT TO AN ORPHANAGE/OLD AGE HOME/BLIND INSTITUTE/NGO/ OR
SPEND TIME WITH SOCIETY HELPERS**

Visit to any one of the recommended places with your parents and spend some time with these people. You can distribute some food items or donate your old clothes or books to them. Record the happy moments spent with them in form of pictures and makes your own picture album. Write your experiences on how you spent your day with them. Do the project in a scrap file.

IMPORTANT DAYS OF JUNE

- **3 JUNE, 2022- World Bicycle Day** Spare sometime with your parents for cycling in the evening or early morning to celebrate the day.
- **18 JUNE, 2022- International Picnic Day** Go for a picnic to a nearby garden or water park with your family and spend a gala time with them.
- **19 JUNE, 2022- International Fathers' Day** Make a beautiful card/gift for your father to celebrate the day.
- **21 JUNE, 2022 – International Yoga Day** Yoga is an important source of exercise. Do some yoga exercises with your parents to celebrate the day. Watch the celebration worldwide through television.
- **NOTE- Click the pictures of all the actions done by you and make a PPT (Power Point Presentation). Give a creative caption/name to your PPT.**