

**SHIVALIK PUBLIC SCHOOL**  
**Sector 78, S.A.S. NAGAR**  
**SUMMER HOLIDAY HOMEWORK**  
**Session: 2022 – 2023**  
**CLASS – V**

**Important guidelines**

- All the homework to be submitted by July 4, 2022.
- Revise the work done in notebooks and books of all the subjects.
- Make projects with the help of your parents. You may consult your books, magazines or the internet.
- Do the given worksheets of Maths neatly in your Maths note book.
- Prepare a list of what you need to do on a daily basis and make your own Time Table for Summer Break on an A4 sheet.

**LISTENING**

Watch the following English movies.

- Harry potter and the Philosopher's Stone      Frozen
- Charlie and the Chocolate Factory
- The Pine tree
- Hansel and Gretel
- Beauty and the Beast
- Cars
- Aladdin

- Red riding hood
- Cinderella

Write the name of your favourite movie and write four sentences about your favourite character. Do it on an A4 sheet.

## READING

\* Read the newspaper daily to increase your vocabulary. Find two new words daily along with their meanings and write them in your personal diary. (Collect at least 20 new words.)

\*Read bedtime stories in both Hindi and English. Read any two English and two Hindi story books. Make a list of moral values you learnt from the stories and write them in your personal diary. You can refer to the following books.



## **PROJECTS**

### **English**

#### **Biography Of My Mother**

**Write a paragraph on your mother interview her and write the answer that you receive you may include questions like**

1. Her name and the meaning of her name.
2. Where did she grow up?
3. Name of the school she studied in.
4. Her favourite subject.
5. Any memorable incident of her childhood.
6. How did she spend her laser time? Any other interesting details.

**\* Make your project creative and interesting or cut and paste pictures named the paragraph. Biography of My Mother. Use an A3 sheet**

### **हिंदी**

#### **परियोजना कार्य**

1. जल पृथ्वी पर रहने वाले सभी प्राणियों के लिए अति आवश्यक है **1** इसके बिना धरती पर जीवन की कल्पना भी नहीं की जा सकती **1** हम सबको पानी के बचाव और संतुलन को बहाल करने के लिए प्रत्यन करना चाहिए **I** इसलिए आप पानी बचाव से सम्बंधित **7 -8** पंक्तियों की एक कविता ड्राइंग शीट पर सुंदर ढंग से लिखिए और याद कीजिए **1**
2. भारत में अनेकों त्योहार मनाए जाते हैं | किन्ही पाँच त्योहारों से सम्बंधित चित्र चिपकाकर उन्हें मनाए जाने के कारण लिखिए |
3. दस पृष्ठ सुलेख लिखिए जिसमें वातावरण से सम्बंधित जानकारी शामिल हो |

## Punjabi

ਪ੍ਰਸ਼ਨ ੧: ਤਸਵੀਰ ਦੀ ਵਿਆਖਿਆ 10 ਵਾਕਾਂ ਵਿੱਚ ਕਾਪੀ ਵਿੱਚ ਲਿਖੋ।



ਪ੍ਰਸ਼ਨ ੨: ਪੁਰਾਤਨ ਤੋਂ ਆਧੁਨਿਕ ਸਮੇਂ ਤੱਕ ਦੀਆਂ ਵੱਖ-ਵੱਖ ਅਕਾਰ ਦੀਆਂ ਘੜੀਆਂ ਦੀ ਤਸਵੀਰਾਂ ਅਤੇ ਉਨ੍ਹਾਂ ਦੀ ਜਾਣਕਾਰੀ A4 sheet ਤੇ ਲਿਖੋ।

## Maths

### **Learning Maths with Abacus**

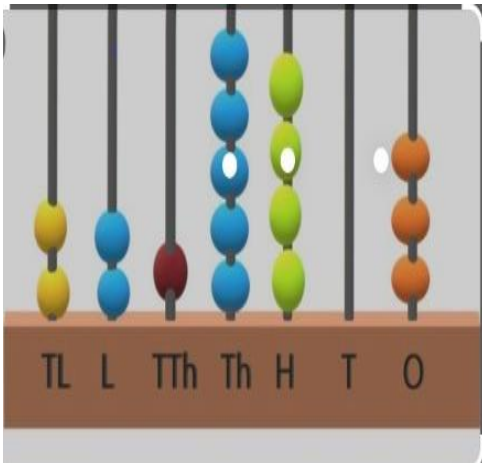
Using Abacus is a great way of teaching mathematical concepts. However, it may get a little tricky but it's fun based learning.

- Abacus is a great tool to introduce the concept of ones, tens and hundreds and thousands and so on.
- After making abacus tool, students can play game with parents or siblings by showing numbers on abacus.
- It is a great way to understand numbers and place values.

**Required materials:** Thermocol, sticks, beads, marker, sheet.

### **Steps to be followed:**

1. Cut the thermocol board into a small rectangular board, with the length of about eight inches and breadth of about five inches.
2. Place the thermocol piece upright such that the longer side faces you.
3. Now, gently push one end of one of the sticks into the above mentioned thermocol taking care not to break the thermocol.
4. Slip the beads according to place value of the number of the same colour through the sticks.
5. Your abacus is ready.



### **Computer**

- ❖ **Make a collage on different types of micro-computers by collecting pictures from newspapers magazines or colourful print outs.**

## **ENVIRONMENTAL SCIENCE**

**VISIT** - Visit to a place (**Historical Place/A Zoo/Rock Garden/Rose Garden/Bird Sanctuary**) with your parents. Make a report by writing any five features you observed about that particular place. You can paste your photographs clicked with your family to make your project more colourful and attractive. Do it on half chart paper.

### **PLANT A SAPLING**

A couple of potted plants makes any space come alive. Potted plants can clean up the air around you and provide healthy environment. In order to celebrate World Environment Day and Food Safety Day to be held on 5 June and 7 June respectively, choose an herbal plant (**Tulsi/Mint/Basil/Lemon grass etc.**) according to the light conditions you have available.

Choose a small beautiful pot and plant the sapling in it under the guidance of your parents. Do it on the first day of your summer break.

Water it daily and observe its growth during the month. Discuss the **food value** of that particular plant with your parents. Bring the plant to school after summer break.

### **SOCIAL ACTIVITY**




#### **VISIT TO AN ORPHANAGE/OLD AGE HOME/BLIND INSTITUTE/NGOs/SOCIETY HELPERS**

Visit to any one of the recommended places with your parents and spend some time with these people. You can distribute some food items or donate your old clothes or books to them. Get your photographs clicked while distributing the things and make your own picture album. Write your experiences on how you spent your day with them. Project should be done on a scrap file.

## **IMPORTANT DAYS OF JUNE**

- **3 JUNE, 2022- World Bicycle Day** (Spare sometime with your parents for cycling in the evening or early morning to celebrate the day. Click your photographs and make memories. Keep the photographs safe with you.)
- **18 JUNE, 2022- International Picnic Day** (Go for a picnic to a nearby garden or water park with your family and spend a gala time with them. Click your photographs and make memories. Keep the photographs safe with you.)
- **19 JUNE, 2022-International Fathers' Day** (Make a beautiful card for your father to celebrate the day.)
- **21 JUNE, 2022 – International Yoga Day** (Yoga is an important source of exercise. Do some yoga exercises with your parents to celebrate the day and click your photographs. Watch the celebration worldwide through television.)

## Maths Worksheet

1. Write number in words-52982, 29384, and 927004.
2. Write numeral for the following-
  - 1) Five lakh ten thousand five hundred eleven
  - 2) Seven crore four
  - 3) Two lakh five thousand eight hundred seventy four
3. Write in expanded form:- 6805704, 3215138, 27874
4. Compare the number and put > or < in the blanks-
  - a. 40037  40592
  - b. 61350  61352
  - c. 76530  75538
5. Find difference between 6-digit number and 4-digit greatest number.
6. Write four unit fractions.
7. Write four like fractions.
8. Write four proper fractions.
9. Write four improper fractions.
10. Convert the improper fraction into mixed fraction-
  - a.  $27/4$ ,  $51/7$ ,  $89/9$ .