

DATE _____

Roll no. _____

SHIVALIK PUBLIC SCHOOL
ENGLISH LANGUAGE
CLASS –I(WORKSHEET-1)
VOWELS AND CONSONANTS

There are five special alphabets in the English Language. They are a, e, i, o, u. These are called vowels. The other alphabets are called consonants.

Q1. Circle the word that begins with a vowel .

a. ape . well . igloo . eagle

b. owl . ice . egg . farm


c. uncle . jug . kite . ox

d. tamp . ear grass horse

e. orange . king . ant . teacher

Q2. Add a vowel to make a new word. Use the picture as clues .

a. appl -




b. ice cub -




c. mbrella -



d blloon



e flwer



f. agle



Q3. Read the words and write C for Consonants and V for Vowels in the given blanks:-

1 gate _____

2. ship : _____

3 ant _____

4. book _____

5 egg : _____

6 stool _____

7 . axe _____

8 river: _____

9 owl _____

10 . pear _____

11 eraser : _____

12 engine _____

12. ball _____

13 office : _____

15 book _____

16. owl _____

17 school : _____

18 car _____

Creative Writing

Make Sentences

a. little :- _____

b. clap : _____

c. bed : _____

d. eat : _____

e. meet : _____

Write any five sentences on “ My self “

a. _____

b. _____

c. _____

d. _____

e. _____

DATE _____ **ANSWER KEY** Roll no. _____

SHIVALIK PUBLIC SCHOOL
ENGLISH LANGUAGE
CLASS –I(WORKSHEET-1)
VOWELS AND CONSONANTS


There are five special alphabets in the English Language. They are a, e, i, o, u. These are called vowels. The other alphabets are called consonants.

Q1. Circle the word that begins with a vowel .

- a. ape . well . igloo . eagle
- b. owl . ice . egg . farm
- c. uncle . jug . kite . ox
- d. tamp . ear grass horse
- e. orange . king . ant . teacher

Q2. Add a vowel to make a new word. Use the picture as clues .

a. appl -



apple

b. ice cub -




icecube

c. mbrella -



umbrella

d. blloon



balloon

e flwer



flower

f. agle

eagle

Q3. Read the words and write C for Consonants and V for Vowels in the given blanks-:

1 gate C

2. ship : C

3 ant V

4. book C

5 egg : V

6 stool C

7 . axe V

8 river : C

9 owl V

10 . pear C

11 eraser : V

12 engine V

12. ball C

13 office : V

15 book C

16. owl V

17 school : C

18 car C

Creative Writing

Make Sentences

a. little :- I have a little puppy.

b. clap : I clap my hands when I am happy.

c. bed : My bed is made of wood.

d. eat : I eat an apple in breakfast.

e. meet : I will meet my friend in the fair .

Write any five sentences on “ My self “

a. My name is _____.

b. I am six years old.

c. I study in class 1.

d. I like to draw and paint.

e. I love my school and friends.

SHIVALIK PUBLIC SCHOOL
ENGLISH WORKSHEET -2
CLASS –I
READING COMPREHENSION \$ VOCABULARY

When I meet someone , I say 'Namaste'. When I meet someone in the morning, I say 'Good morning '. When I meet someone in the afternoon, I say 'Good afternoon'. When I meet someone in the evening, I say 'Good evening '. When I go to bed , I say 'Good night'.

Q-1. Fill in the blanks:-

- a. When I meet someone, I say _____.
- b. When I go to bed , I say _____.
- c. When I meet someone in the morning, I say _____.

Q-2. Complete the word

- a e ___en ___ng
- b aft___r n___n.





VOCABULARY

Q3. Name the sense organs .

- a. _____
- b. _____
- c. _____
- d. _____
- e. _____









Q-4 Match the parts of the body with their pictures.

| | | | |
|---|---|-----|------|
| a |  | — n | Nose |
| b |  | | eyes |
| c |  | | hand |
| d |  | ear | ey |
| | | | nose |
| | | | ear |

Q5. Circle the odd one out.

- cap . bag . balloon
- apple . ant . clock
- egg . dog . drum
- kite . cat . king
- pea . book . parrot

Q-6 Encircle the picture which begins with the same letter.

| | | | | |
|----|---|---|---|---|
| a. | g |  |  |  |
| b. | h |  |  |  |





Edit with WPS Office

SHIVALIK PUBLIC SCHOOL
ENGLISH WORKSHEET -2
CLASS –I(Answer key)
READING COMPREHENSION \$ VOCABULARY

When I meet someone , I say 'Namaste'. When I meet someone in the morning, I say 'Good morning '. When I meet someone in the afternoon, I say 'Good afternoon'. When I meet someone in the evening, I say 'Good evening '. When I go to bed , I say 'Good night'.

Q-1. Fill in the blanks:-

- a. When I meet someone, I say **namaste**
- b. When I go to bed , I say **goodnight..**
- c. When I meet someone in the morning, I say **goodmorning.**

Q-2. Complete the word.

- a e **y**en **i**ng
- b af**t**e rnoon.

VOCABULARY

Q3. Name the sense organs .

- a. **eyes**
- b. **nose**
- c. **ears**
- d. **tongue**
- e. **skin**



Q-4 Match the parts of the body with their pictures

a.



ear (b)

b



hand (c)

c



eyes (d)

d



nose (a)

Q5. Circle the odd one out.

a. cap . bag . balloon

b. apple . ant . clock

c. egg . dog . drum


d. kite . cat . king

e. pea . book . parrot

Q-6 Encircle the picture which begins with the same letter.

a.

g



b.

h






Edit with WPS Office

SHIVALIK PUBLIC SCHOOL
CLASS – 1
MATHS WORKSHEET
UNIT-1(2025-26)


Q1. Draw the picture of any two round objects.



Q2. Colour the objects that will roll.



Q3. Circle the objects that will slide.

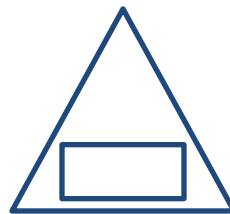


Q4. Tick the name of the shape which is inside the triangle:

• Circle



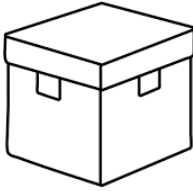
• rectangle



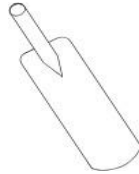

Q 5. Circle the shape which is similar to ball  **.**



Q6. Tick the shape which is similar to cap



Q7 . Identify and write against each object whether it is long or round. (4)




Q8. Draw and write the name of any two objects which can roll and slide both.

Shivalik Public School
Maths Worksheet
Class Ist

INSIDE OUTSIDE

1. Color the bird that is outside the cage.



2. Color the toys that are outside the box.




3. Color the eggs that are outside the tray.






TOP-BOTTOM

Tick the animal at the top of the tree and circle the animal at the bottom of the tree.




BIGGEST SMALLEST

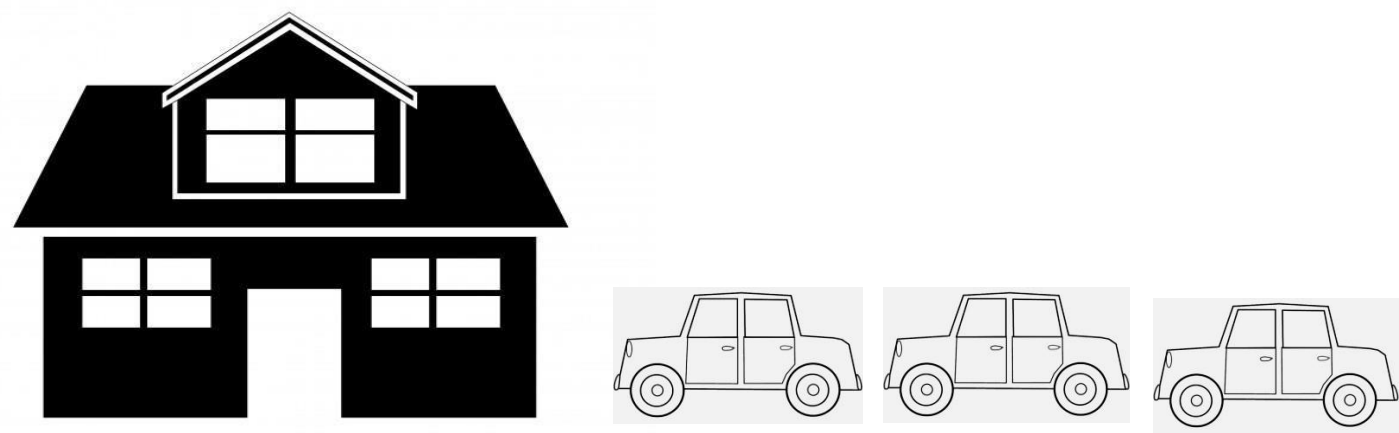
Colour the biggest objet and circle the smallest object



Tick the duck nearest to the pond.



Tick the car farthest to the house.

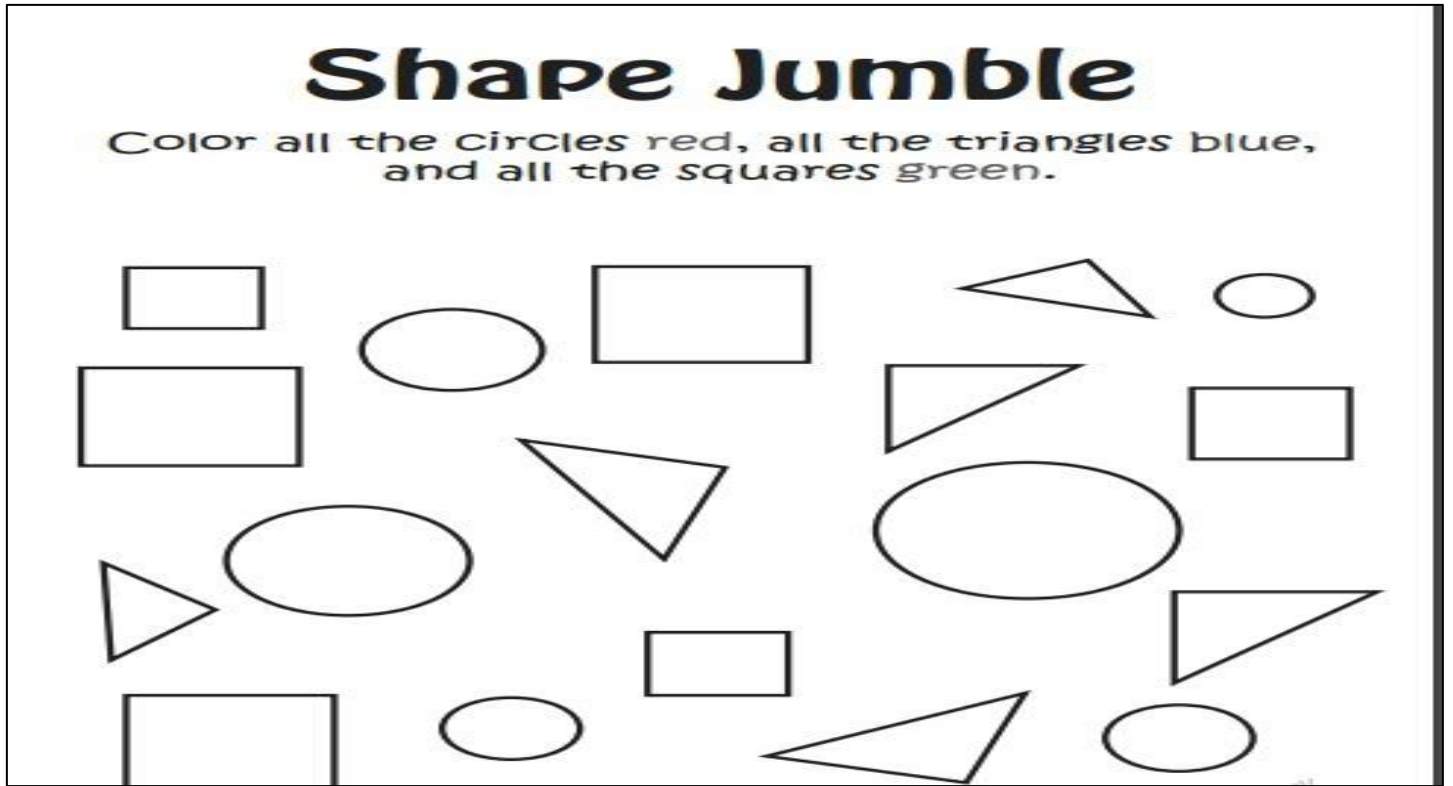


ON-UNDER, ABOVE-BELOW

Tick the object under the table.





SORTING, ROLLING,SLIDING



Tick the objects that will roll.



Tick the objects that will slide.



ANSWER KEY

Q1. 1) colour 2nd picture

2) colour the 1st picture

3) colour the 2nd picture

Q2. Tick the bird , circle the dog

Q3. 1. Colour 3rd apple and circle 1st apple.

2.colour 1st banana and circle 2nd banana.

3. colour 2nd pear and circle 4th pear

4.colour 4th calculator and circle 2nd calculator.

5.colour 2nd scissor and circle 3rd scissor

6. colour 4th dice and circle 2nd dice.

Q4. A)Tick the 1st duck.

b) Tick the 3rd car

Q5. Tick the ball.

Q6.Circles Red



triangles blue



squares green



Q7.Tick the ball ,bottle ,tomato

Q8. Tick the carrot , suitcase, apple

SHIVALIK PUBLIC SCHOOL
HINDI WORKSHEET - 1
CLASS – I
READING COMPREHENSION & VOCABULARY
UNIT -1

READING COMPREHENSION

बस पर चढ़ फल चख घर चल घर पर चल अब घर चल छत पर चल छल मत कर जल मत भर अब बस कर झम झम चल ठम मत कर डर मत नर चल सज धज कर चल विन तक चल छत पर मत चढ़।

प्र 1. खाली स्थान भरो।

1. छत पर मत _____।

2. झम _____ चल।

प्र 2. चित्र पहचानो।





प्र 3. दो अक्षर वाले शब्द बनाओ।

च _____

न _____

स _____

VOCABULARY

Q.2 चित्र पहचानो


































SHIVALIK PUBLIC SCHOOL
HINDI WORKSHEET - 1
CLASS – I
READING COMPREHENSION & VOCABULARY
UNIT -1

READING COMPREHENSION

बस पर चढ़ फल चख घर चल घर पर चल अब घर चल छत पर चल छल मत कर जल मत भर अब बस कर झम झम चल ठग मत कर डर मत नर चल सज धज कर चल वन तक चल छत पर मत चढ़।

प्र 1. खाली स्थान भरो ।

1. छत पर मत चढ़ ।

2. झम झम चल ।

प्र 2. चित्र पहचानो ।



घर



फल

प्र 3. दो अक्षर वाले शब्द बनाओ ।

च _ चल

न _ नर

સ_સજ

Q.2 ચિત્ર પહચાનો

VOCABULARY



નલ



છાતા



અચકન



ગમલા



નયન



તાલા



ચસ્મા



બરગદ



કલમ



કલશ



સડક



ટબ



थर्मस



कमल



रथ



शरबत